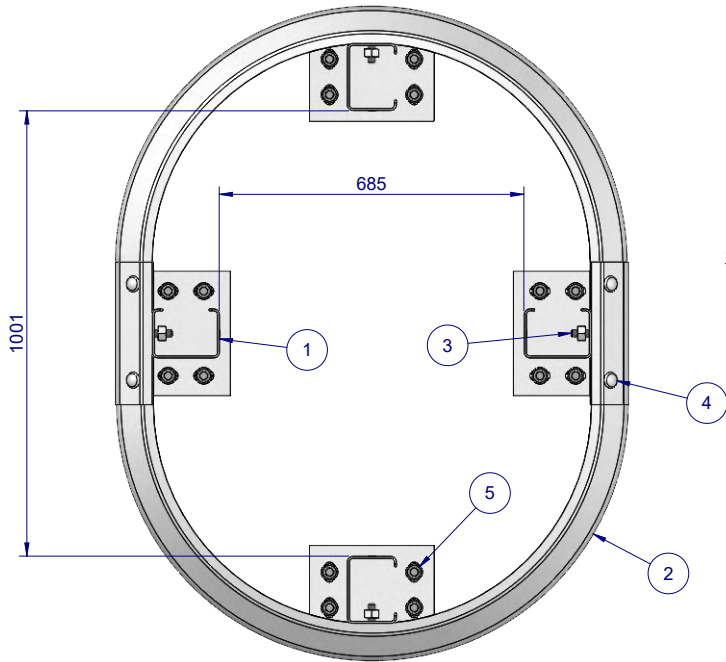
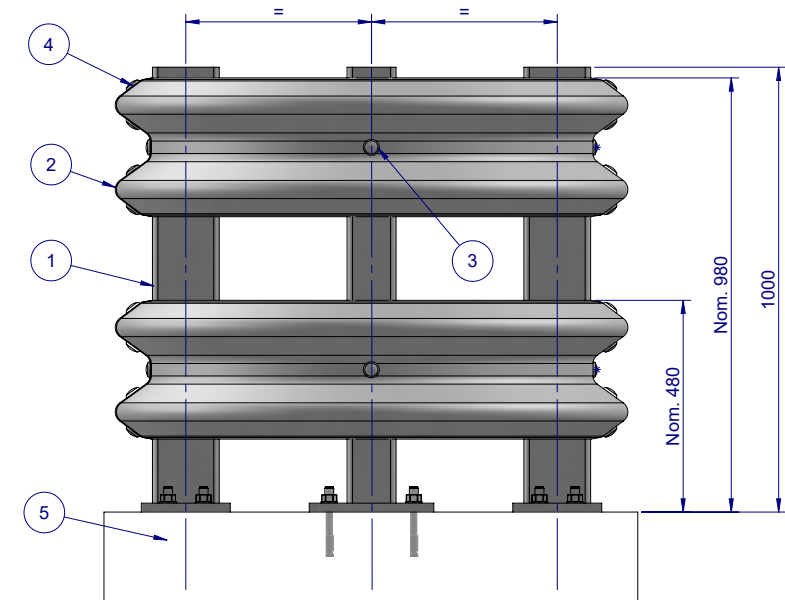


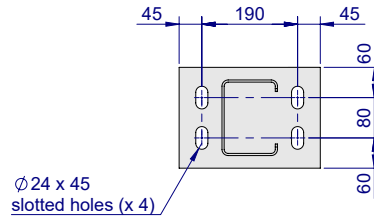
REVISIONS				DATE	APPV'D
REV.	ZONE	DESCRIPTION			
A		Original Issue		03/02/2023	HW



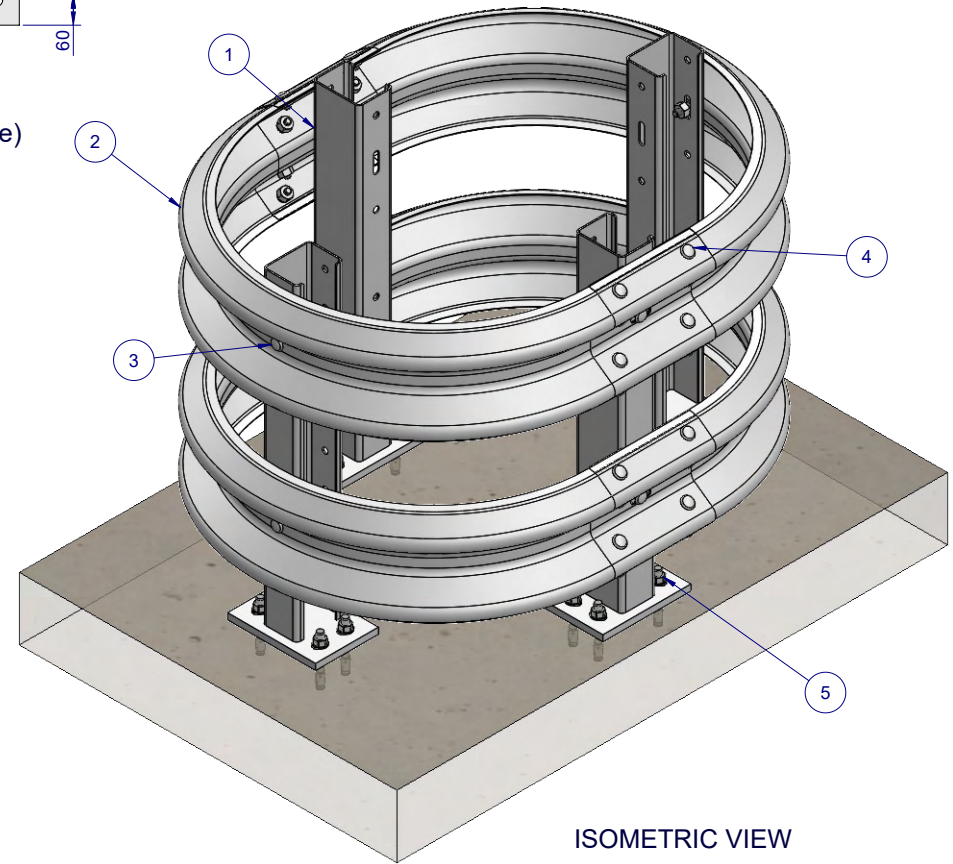
PLAN VIEW



ELEVATION VIEW



Detail A
(Baseplate)



ISOMETRIC VIEW

Item No.	Part Number	Description
1	GR-PB-CS-1000-BG	C-Post on Baseplate
2	GR-WB-CV-2000-RG	2.0m W-Beam, Curved to a Half-Ring
3	GR-FS-16-0050-MG	M16x50 Mushroom Head Post Bolt & Oversize Nut, Class 4.6
4	GR-FS-16-0032-MG	M16x32 Mushroom Head Splice Bolt & Oversize Nut, Class 8.8
5	GR-FS-20-0160-HG	M20x160 Anchor

MATERIAL:			TITLE: Car Park Barrier Column Guard with C-Posts Type 2		
FINISH:			General Arrangement		
STATUS	NAME	DATE	DWG NO. SD-CP-08001		
DRAWN	J. An	10/01/2023	REVISION: A		
CHK'D	T. Colquhoun	10/01/2023	SHEET 1 of 1		
APPV'D	H. Wallace	10/01/2023	SCALE: 1:17		
MATERIAL:			WEIGHT:		
FINISH:			DO NOT SCALE		
STATUS:			THIRD ANGLE PROJECTION		



COPYRIGHT: All rights reserved. ABN: 53 156 459 684
These drawings, plans and specifications and the copyright therein are the properties of Safe Direction Pty Ltd, and must not be used, reproduced or copied wholly or in part without written permission.
U.N.O: TOLERANCES: ±1mm
ALL DIMENSIONS ARE IN: mm

APPROVED