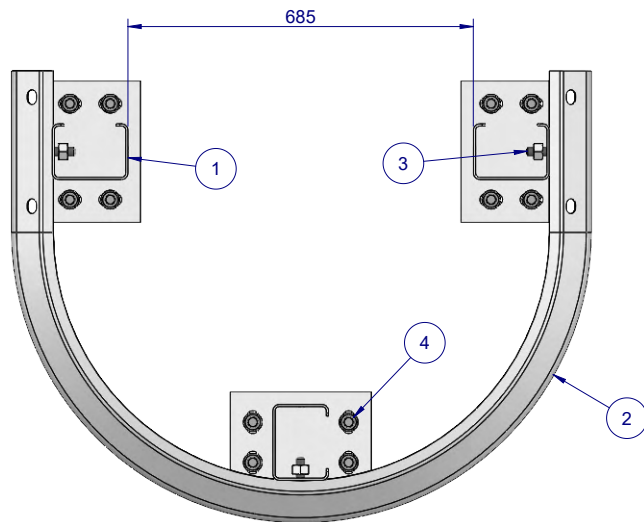
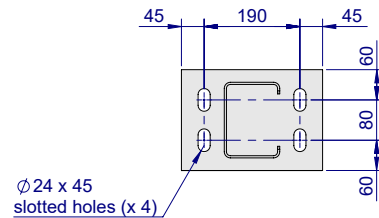


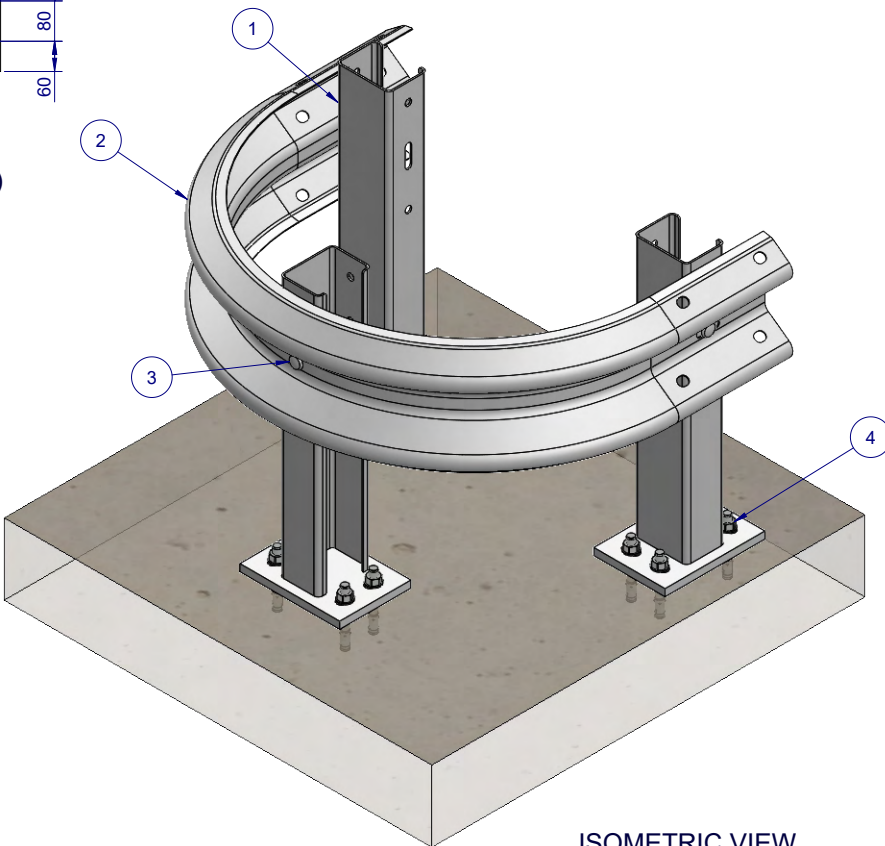
| REVISIONS | | | | DATE | APPV'D |
|-----------|------|----------------|--|------------|--------|
| REV. | ZONE | DESCRIPTION | | | |
| A | | Original Issue | | 03/02/2023 | HW |



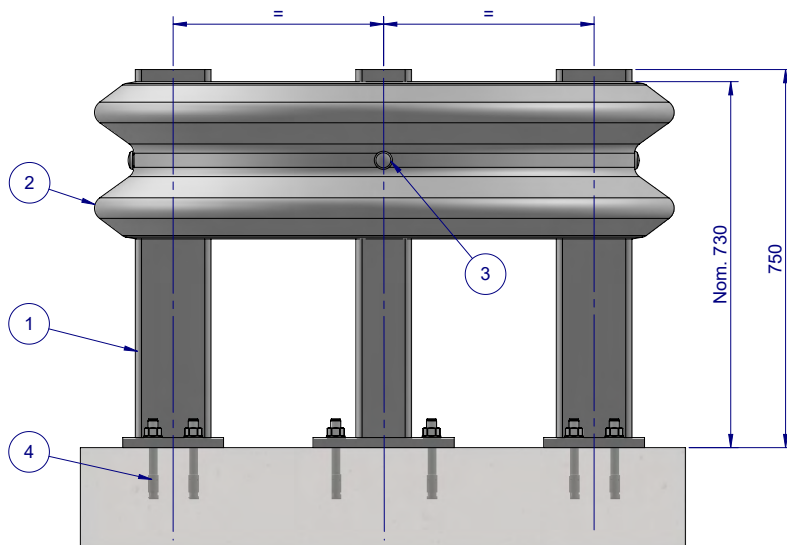
PLAN VIEW



Detail A
(Baseplate)



ISOMETRIC VIEW



ELEVATION VIEW

| Item No. | | Part Number | Description | | |
|-----------|--------------|------------------|---|----------------------|--------------------------|
| 1 | | GR-PB-CS-0750-AG | C-Post on Baseplate | | |
| 2 | | GR-WB-CV-2000-RG | 2.0m W-Beam, Curved to a Half-Ring | | |
| 3 | | GR-FS-16-0050-MG | M16x50 Mushroom Head Post Bolt & Oversize Nut, Class 4.6 | | |
| 4 | | GR-FS-20-0160-HG | M20x160 Anchor | | |
| MATERIAL: | | | <div><div></div><div><div>SafeDirection</div><div>CRASH BARRIER SOLUTIONS</div></div></div> <div><div><div>COPYRIGHT: All rights reserved</div><div>ABN: 53 156 459 684</div></div><div>These drawings, plans and specifications and the copyright therein are the properties of Safe Direction Pty Ltd, and must not be used, reproduced or copied wholly or in part without written permission.</div><div><div>U.N.O: TOLERANCES: ±1mm</div><div>ALL DIMENSIONS ARE IN: mm</div></div><div><div></div><div>THIRD ANGLE PROJECTION</div></div></div> | | |
| FINISH: | | | | | |
| STATUS | NAME | DATE | TITLE: <div>Car Park Barrier</div> <div>Column Guard with C-Posts Type 3</div> <div>General Arrangement</div> | | |
| DRAWN | J. An | 10/01/2023 | DWG NO. | SD-CP-08002 | REVISION: SHEET SIZE |
| CHK'D | T. Colquhoun | 10/01/2023 | A A4 | | |
| APPV'D | H. Wallace | 10/01/2023 | WEIGHT: | DO NOT SCALE DRAWING | SCALE: 1:15 SHEET 1 of 1 |
| STATUS: | | | APPROVED | | |