






Product Data Sheet

Gregory Median End Terminal

Last Updated: September 2025

Crash Test Performance

Containment Level	Vehicle Type	Impact Speed	Impact Descriptions
	 2270 kg		Test 3-31: Nose of the terminal at 0 degrees. Test 3-33: Nose of the terminal at 5 degrees. Test 3-35: Beginning length of need at 25 degrees.
	 1100 kg		Test 3-30: Nose of the terminal at 0 degrees. Test 3-32: Nose of the terminal at 5 degrees. Test 3-34: Critical impact point at 15 degrees. Test 3-37b: Reverse direction at 25 degrees.

Features & Benefits

- 13.43m system length.
- Narrow system width with no blocking pieces required.
- Same C-Post profile as RamShield® Median C-Posts.
- C-Posts are driven directly into the ground.
- No soil plates required for the installation of the C-Posts.
- All steel construction with hot dip galvanised components.

