







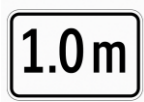





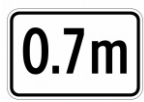
# Product Data Sheet

## RamShield® Median

Last Updated: September 2025



### Crash Test Performance

Containment Level	Vehicle Type	Impact Speed	Impact Angle	Impact Energy	Post Spacing	Dynamic Deflection
	 2270 kg	 100 km/h	 25°	 156.4 kilojoules	 2.0m	 1.0m
	 1100 kg	 100 km/h	 25°	 75.8 kilojoules	 2.0m	 0.7m

### Features & Benefits

- Bi-directional – can be impacted from either side of the system.
- Narrow system width of 320mm with no blocking pieces required.
- Standard 2m post spacing.
- Compatible with the Gregory Median End Terminal (GMET).
- Low system deflection provides suitability for installation in narrow medians.

